

# Atlas Copco Portable air compressors

**XAS, XAMS, XAHS, XRHS, XRVS Md**

20-36 m<sup>3</sup>/min (706-1271 cu.ft/min) at 7-25 bar(e) (102-365 psig)



  
جهان کمپرسور  
Jahan Compressor

  
Atlas Copco

# Fully compliant to Outdoor Noise Directive 2000/14/EC\*

Three years of research, development and customer consultation have come to fruition in the latest range of Atlas Copco large portable air compressors.


Setting the highest quality standards, these new generation compressors are fully compliant with the latest European noise and exhaust legislation\* and build upon the company's established reputation for reliability, durability and low cost of ownership.

Comprising 11 models, with effective working pressures of 7-25 bar and free air delivery rates of up to 594 l/s, the new models are the most technologically advanced compressors on the market.

Each model is powered by a six-cylinder Mercedes-Benz diesel engine that powers either a single- or two-stage Atlas Copco compressor. These have an established reputation for longevity. Electronic engine management ensures high reliability and optimises fuel economy.

All our compressors are designed and manufactured in accordance with Atlas Copco's Quality and Environment Management System. This is accredited as fully compliant to ISO 14001 and ISO 9001.

\* Only on EC variant as standard.



*Atlas Copco guarantee all compressors leaving the factory comply with the relevant noise level requirements in accordance with OND 2000/14/EC.*

# The benefits in a nutshell

- Clean running Tier II/Stage II compliant Mercedes-Benz engines across the range. All models meet the toughest environmental requirements, but are also frugal on fuel to considerably reduce running costs
- Quick and easy service access reduces maintenance time and life cycle operating costs
- Zincor treated canopy with powder coat paint finish for durability and excellent resistance to corrosion. Ensures high residual values
- Full compliance to European Outdoor Noise Directive 2000/14/EC\*
- Free air delivery in full accordance with ISO1217 ed. 3 1996 annex D. Measured at the outlet valve to ensure you get the compressed air delivery you pay for
- Secure and safe handling by crane or forklift\*
- Enhanced safety. ABS brake system for road homologated units in accordance with current European standards (98/12/EC)
- Electronic controls and wiring designed and built to exacting IP66 standard
- Electronic control panel displays full operating and diagnostic data for ease of supervision and reduced downtime.
- Careful design and routing of all hoses and wiring prevents premature wear and unnecessary repairs
- In line primary and secondary fuel filters ensure clean fuel supply for reliable engine operation
- Centralized fluid drainage system for quick and easy maintenance



\* Only on EC variant as standard.

A louvered roof\* that is opened during operation and closes fully when the machine is stopped, preventing rain entering the unit.


Protecting your investment and residual value. Made from Zincor treated steel with a powder coat paint finish, the canopy has a durable and corrosion resistant finish. Like the rest of the machine, it is designed to withstand the toughest of environments.



External fuel tanks are fitted. They are fast and easy to clean, helping to reduce maintenance time and cost.

\* Only on EC variant as standard.

**Designed and built for the 21st century**



The integral sealed compressor frame\* prevents fluid leaks spilling to the ground. With environmental legislation worldwide becoming a major issue, this advanced Atlas Copco feature is a key advance in safeguarding the environment.

# Innovation at your service

## We care for the environment

A double walled roof and internal sound dampening panels\* contain noise within the compressor. All units can be used in urban and noise sensitive areas with minimum disturbance and are compliant to outdoor noise directive 2000/14/EC.

\* Only on EC variant as standard.

The engine sump, coolant, and compressor oil drains are linked to a central point at the rear of the unit. Individual ball valves, with safety plugs, minimise the risk of accidental spills. All fluids can be drained quickly and easily.

## We care about economy

Fuel economy: fuel consumption is related to the power required to deliver a given quantity of compressed air. The advanced engine management system constantly calculates the optimum quantity and timing of fuel injected. This considerably reduces fuel consumption and costs. Exhaust emissions are in accordance with 97/68/EC Stage II and EPA Tier II regulations.



## We care about reliability

All electronic engine connections and components have integral back-up built in. Should an individual sensor fail, the control system can substitute alternative data to keep the unit operational. In the unlikely event of main engine control processor failure, a system back-up takes over to keep everything running.

If the engine enters a critical state, such as low oil pressure, high coolant temperature, or speed overrun, the electronics produce a warning. If necessary, the system will temporarily reduce output to prevent overload and allow the engine to settle back to normal.

## We care for safety

The excellent balance and low centre of gravity of the units enhance stability for safe towing over the roughest terrain.

For road transport, units are fitted with ABS braking and road lighting in accordance with European legislation.\*

Handling can be via a lifting eye or a forklift for flexibility and safety.

\* Only on EC variant as standard.



## We care for easy supervision and maintenance

Operators can check on the operating status of the unit using a combination of analogue gauges and digital readouts on the control panel.

The digital panel will display warning and shutdown data if abnormal operation has been detected. The messages can be displayed in a choice of twelve languages and there is the option of selecting between imperial or metric units. A warning light is included to alert the operator to malfunctions or shutdown. An audible alarm is also available.

An error memory is integrated into the electronic engine management system. This can detail when, where and why a problem occurred. This makes it easier to find faults and correct problems quickly. Fast diagnosis reduces workshop costs and cuts downtime.



All service points are within easy reach. This ensures routine maintenance can be performed quickly.



Extra wide doors provide excellent access from all sides.

There is no need to undo the canopy or side panels to access the air/oil separator element. A lockable hinged panel on the roof is provided and allows the element to be replaced quickly and easily. This helps cut maintenance and repair costs.

# Principal data

## Single Stage

### Compressor

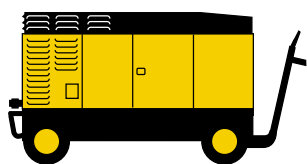
Type		XAS426	XAMS376	XAMS486	XAMS586	XAHS306
Normal effective working pressure	bar(e)	7	8.6	8.6	8.6	12
	psig	102	125	125	125	175
Actual free air delivery* guaranteed acc. to ISO 1217 ed. 3 1996 annex D	l/s	416	387	487	600	316
	m <sup>3</sup> /min	25	23.2	29.2	36	19
	cu.ft/min	882	820	1032	1271	670
Cooling system		oil	oil	oil	oil	oil
Capacity of compressor oil system	l	60	60	90	90	60
Number of compression stages		1	1	1	1	1

### Engine

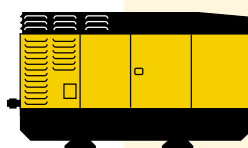
Make and type		Mercedes OM906LA-6L	Mercedes OM906LA-6L	Mercedes OM926LA-6L	Mercedes OM501LA-6V	Mercedes OM906LA-6L
Number of cylinders		6	6	6	6	6
Output acc. DIN6271 at normal shaft speed	kW	166	166	230	317	166
Bore	mm	102	102	106	130	102
	inch	4.02	4.02	4.17	5.12	4.02
Stroke	mm	130	130	136	150	130
	inch	5.12	5.12	5.35	5.91	5.12
Swept volume	l	6.37	6.37	7.20	11.95	6.37
Rated speed	r/min	2100	2100	2100	1800	2100
Speed, compressor unloaded	r/min	1300	1300	1300	1300	1300
Capacity oil system	l	25	25	29	32	25
Capacity cooling system	l	63	63	70	73	63

### Unit

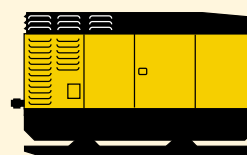
Capacity of air receiver/oil separator	l	92	92	164	164	92
Capacity of fuel tank	l	425	425	576	850	425
Sound power level acc. 2000/14/EC	dB(A)	101	101	102	102	101
Sound pressure level acc. EPA under free field conditions at 7 m distance	dB(A)	73	73	74	74	73
Overall length (towbar raised)	mm	4908	4908	4908	4908	4908
	inch	193.23	193.23	193.23	193.23	193.23
Overall width	mm	2140	2140	2140	2140	2140
	inch	84.25	84.25	84.25	84.25	84.25
Overall height	mm	2462	2462	2462	2479	2462
	inch	96.93	96.93	96.93	97.6	96.93
Net mass (without/with fuel) EC unit	kg	4688/5019	4688/5019	4725/5162	5505/6166	4688/5019
	lb	10335/11065	10335/11065	10417/11380	12136/13594	10335/11065
Net mass (without/with fuel) non EC unit	kg	4294/4625	4294/4625	4331/4778	5111/5772	4294/4625
	lb	9467/10196	9467/10196	9548/10534	11269/12725	9467/10196
Air outlet valves		1 x 2"	1 x 2"	1 x 2 1/2"	1 x 2 1/2"	1 x 2"



Undercarriage  
Wagon



Undercarriage  
Support mounted



Undercarriage  
Skid mounted



## 2 Stage

XAHS416	XAHS546	XRHS396	XRHS486	XRVS346	XRVS466
12	12	20	20	25	25
175	175	290	290	365	365
416	541	391	500	333	454
25	32.5	23.5	30	20	27.2
883	1147	828	1059	706	962
oil	oil	oil	oil	oil	oil
90	90	75	75	75	75
1	1	2	2	2	2

Mercedes OM926LA-6L	Mercedes OM501LA-6V	Mercedes OM926LA-6L	Mercedes OM501LA-6V	Mercedes OM926LA-6L	Mercedes OM501LA-6V
6	6	6	6	6	6
230	317	230	317	230	317
106	130	106	130	106	130
4.17	5.12	4.17	5.12	4.17	5.12
136	150	136	150	136	150
5.35	5.91	5.35	5.91	5.35	5.91
7.20	11.95	7.20	11.95	7.20	11.95
2100	1800	2100	1800	2100	1800
1300	1300	1300	1300	1300	1300
29	32	29	32	29	32
70	73	70	73	70	73

164	164	143	143	143	143
576	850	576	850	576	850
102	102	102	102	102	102

74	74	74	74	74	74
4908	4908	4908	4908	4908	4908
193.23	193.23	193.23	193.23	193.23	193.23
2140	2140	2140	2140	2140	2140
84.25	84.25	84.25	84.25	84.25	84.25
2462	2479	2462	2479	2462	2479
96.93	97.6	96.93	97.6	96.93	97.6
4725/5162	5505/6166	4888/5335	5668/6329	4888/5335	5668/6329
10417/11380	12136/13594	10776/11762	12496/13953	10776/11762	12496/13953
4331/4778	5111/5772	4494/4941	5274/5935	4494/4941	5274/5935
9548/10534	11269/12725	9908/10893	11627/13084	9908/10893	11627/13084
1 x 2 1/2"	1 x 2 1/2"	1 x 2"	1 x 2"	1 x 2"	1 x 2"

Max. standard working conditions:  
 - ambient temperature: -10 to +50°C  
 - altitude: up to 4000 m

\*at full load, rated speed and normal working pressure at following inlet conditions:  
 - abs. inlet air pressure = 1 bar (1,02 kg/cm<sup>2</sup>, 14,5 psi)  
 - inlet air temperature = 20°C (68°F)

## Options

### Aftercooler package

Condensation in compressed air may cause damage in certain applications or cause other problems when working at low ambient temperatures. An integral aftercooler, with water separator, is available to reduce the outlet air temperature to ambient plus 10°C and cut water content to a mere 15%. The installation includes a by-pass over the aftercooler.

### Aftercooler package + fine filtration

For applications that demand quality air, a fine filtration unit can be specified with the aftercooler package. This will remove oil and particles down to 0.01 mg/m<sup>3</sup>.

### Active charcoal filter package

For purer, but not breathing, air, an active charcoal filtration unit can be specified with the aftercooler package. This removes oil and oil vapour content to 0.003 mg/m<sup>3</sup>.

### Reheater package

For quality dry air, a reheater can be fitted in combination with the aftercooler. This allows air quality to be delivered at ambient +60°C.

### Road lighting package

On-road bumper bars and lights can be specified in accordance with local legislation.

### ABS breaking system

Improves braking stability from higher transport speeds compliant to 98/12/EC.

### Refinery equipment

A combined certified spark arrestor and engine overrun protection package are available for use in applications in hasardous environments. In the event of engine overspeed, a pneumatically controlled solenoid valve closes off the air inlet and the fuel supply to the engine is cut.

### Cold weather package

A cold weather package is available to facilitate operation in environments where temperatures go down to -25°C.

### Pressure reducer

High pressure units can be specified with an internal pressure reducer. This will limit the operating pressure to 7 bar and allow the operation of hand held pneumatic tools.

### Customer colours

Factory applied customer specified colour schemes are available to special order against the relevant RAL code.

### Forklift slots\*

### Supersilenced canopy on spillage free frame\*

\* Standard on EC variants