

Atlas Copco

Oil-injected rotary screw compressors

G 15-22 / GA 15-26 / GA 11+30 / GA 15-37 VSD+
(11-37 kW / 15-50 hp)

جهان کمپرسور
Jahan Compressor



Meeting your every need for compressed air

Atlas Copco's G, GA, GA⁺, and GA VSD⁺ oil-injected screw compressors provide you with industry-leading performance, reliability and low cost of ownership. The G 15-22 is a high-quality, reliable air compressor with the lowest initial investment cost. The GA 15-26 provides all-in-one technology and reduced sound levels. The GA 11⁺-30 delivers top quality and efficiency in the fixed speed compressor segment. Our premium product, the GA 15-37 VSD⁺, is a unique state-of-the-art air compressor with unparalleled performance and energy savings.

G 15-22

Robust economical compressors

- Atlas Copco premium quality and reliability at the lowest initial investment cost.
- Easy installation and maintenance.
- User-friendly, simplified BASE controller.

GA 15-26

Compact industrial air systems

- Premium GA quality and optimal serviceability at a low initial investment cost.
- Quality, dry air thanks to the integrated dryer.
- Total control and assured efficiency with the Elektronikon[®] Swipe controller.

GA 11⁺-30

Industry-leading performers

- Exceptional Free Air Delivery and efficiency.
- Best-in-class power consumption and noise emission.
- Thanks to the integrated dryer, high quality dry air is guaranteed.
- Easy control and maintenance with the Elektronikon[®] Touch controller with high-definition color display.

GA 15-37 VSD⁺

Ultimate energy savers

- On average 50% energy savings compared to traditional fixed speed compressors.
- Excellent-quality, dry air at the lowest energy cost with the new, integrated dryer range.
- Easy monitoring and maintenance thanks to the Elektronikon[®] Touch controller with high-definition color display.
- Innovative vertical design minimizes the required floor space while improving serviceability.

G 15-22: Robust economical compressors

The all new G 15-22 belt-driven compressor from Atlas Copco is quiet, efficient, powerful and reliable. In short, it checks all the boxes that matter most to small business owners with limited running hours. And what's even better, this robust quality comes with the lowest initial investment cost.



3 Cost-efficient maintenance

All the main components, the oil separator and oil filter are easily accessible, ensuring fast and simple maintenance.



1 Belt-driven element & motor

- Atlas Copco's patented rotary screw element allows for a 100% duty cycle.
- The complete unit is designed to operate at ambient temperatures of up to 46°C/115°F.
- Reduced noise levels and low vibration.



4 Easy installation

- Available in multiple configurations – including floor or tank-mounted and with or without integrated dryer.
- Extremely small footprint and cooling air discharge from the top allow for placement against a wall or even in a corner.



5 Full Feature (FF)

- Integrated refrigerant air dryer.
- In-line air filters.

2 Control & monitoring

- New BASE controller offers straightforward monitoring and control.
- Icon-based display, pressure settings, temperature reading.
- Running hours/hours working @ load.
- Service warnings.
- Outlet pressure setting directly on the controller.
- Pressure and element outlet temperature reading.



GA 15-26: Compact industrial air systems

Atlas Copco's all-in-one GA 15-26 compressor is always ready to supply high-quality air and help you tackle your daily challenges. Beating any workshop solution, the GA 15-26 keeps your air network clean and your production up and running.



3 High-tech oil vessel

- Protection from oil contamination: very low oil carry-over thanks to the vertical design of the oil vessel.
- Extremely low air losses during load/unload cycle thanks to minimized oil vessel size.



1 Robust element & motor

- The GA 15-26's new compression element is combined with an IE3 efficiency motor.
- 5-6% higher efficiency compared to belt-driven systems.
- Gear-driven drive train for best-in-class reliability and limited maintenance.



2 Advanced monitoring

- State-of-the-art monitoring thanks to the Elektronikon® Swipe with built-in connectivity.
- Service and warning indications, error detection and compressor shut-down.
- Standard SMARTLINK remote monitoring to maximize air system performance and energy savings.
- Optional Elektronikon® Touch controller for enhanced remote monitoring features and service time indications.

5 Easy installation

- A true plug-and-play solution for installation companies and OEMs.
- Optional integrated dryer, air filters and factory-mounted 500L receiver.
- Easy transportation by forklift.
- Remarkably compact footprint.



4 Integrated quality air solutions

- The integrated dryer avoids condensation and corrosion in the network. Optional filters for air quality up to ISO Class 1 level (<0.01 ppm).
- Standard included water separator.
- Additional energy savings with the dryer's electronic no-loss drain.



GA 11+-30: Industry-leading performers

Advanced connectivity and control, ground-breaking efficiency, superior reliability, ... the GA 11+-30 meets and exceeds the highest expectations. In addition, it comes with the widest range of options so you can tailor the unit to your specific requirements. If you need the very best, the GA 11+-30 delivers without compromise.



3

Advanced control

- High-tech Elektronikon® Touch controller with warning indications, compressor shut-down and maintenance scheduling.
- Easy to use and designed to perform in the toughest conditions.
- Built-in phase sequence relay for motor control and protection.
- Standard SMARTLINK remote monitoring to maximize air system performance and energy savings.
- Optional multiple compressor control (2, 4 or 6 compressors).



1

Reliable motor & drive train

- At the heart of the GA11+-30 is Atlas Copco's state-of-the-art compression element.
- The element is coupled with a maintenance-free and highly efficient gearbox.
- The IE4 efficiency rated motor and drive train are greased for life to avoid improper re-greasing.
- Free Air Delivery is increased by 6-10% and power consumption is reduced by 3-8% thanks to packaging and the high-performance compression element.



3

2

1

2


Electrical cubicle

- Reduced cubicle temperature doubles the lifetime of the electrical components.



5

4



4

Quality air solutions

- Integrated dryer range with counterflow heat exchanger, integrated water separator and optional Dryer Saver Cycle.
- The integrated dryer can be outfitted with optional DD or UD+ filters, resulting in oil carry-over as low as 0.01 ppm.
- Water separation of nearly 100% in all conditions with the standard electronic no-loss drain and integrated water separator in the aftercooler.



5

Innovative fan

- Based on the newest technologies.
- Highly efficient, compliant with ERP2015.
- Low noise levels.

GA 15-37 VSD+: Ultimate energy savers

With its innovative vertical design, Atlas Copco's GA 15-37 VSD+ is a game changer in the compressor industry. It offers Variable Speed Drive as standard, a compact motor and small footprint thanks to its in-house design and iPM (permanent magnet) technology. The GA VSD+ reduces energy consumption by on average 50%, with uptimes assured even in the harshest conditions.



1

Interior Permanent Magnet (iPM) motor

- Very high efficiency: matches IE5 standards.
- Compact, customized design for optimal cooling by oil.
- Designed in-house in Belgium.
- IP66 protection rating.
- No cooling air flow required.
- Oil-lubricated motor bearing: no grease/re-greasing for increased uptime.

2

Element

- The new, Atlas Copco-made compression element provides unparalleled energy savings.
- Robust and silent.

3

Direct drive


- Vertical design, fewer parts.
- Oil-cooled, pressure-tight.
- No gears or belts, no shaft seal.
- Compact: footprint down 60%.



4

Innovative fan

- Based on the newest technologies.
- Compliant with ERP2015.
- Low noise levels.



9

VSD+ cubicle

- VSD+ is superior to idling machines.
- Electrical components remain cool, enhancing their lifetime.
- Dedicated drive for iPM technology motors.
- 5% DC choke as standard.
- Heat dissipation of inverter in separate compartment.

8

Sentinel inlet valve

- No inlet arrestor.
- No blow-off losses.
- Maintenance-free.



5

Robust oil filter/separator

- Integrated bypass valve with the oil filter.
- Easy maintenance.



6

Electronic no-loss water drain

- Included as standard.
- Efficient removal of condensate without loss of compressed air.
- Manual integrated bypass for effective condensate removal in case of power failure.



7

Elektronikon® Touch controller

- Integrated smart algorithms reduce system pressure and energy consumption.
- Warning indications, maintenance scheduling and online status visualization.
- Graphic display of key parameters (day, week, month) and 32 language settings.
- Standard SMARTLINK remote monitoring to maximize air system performance and energy savings.
- Optional multiple compressor control (2, 4 or 6 compressors).



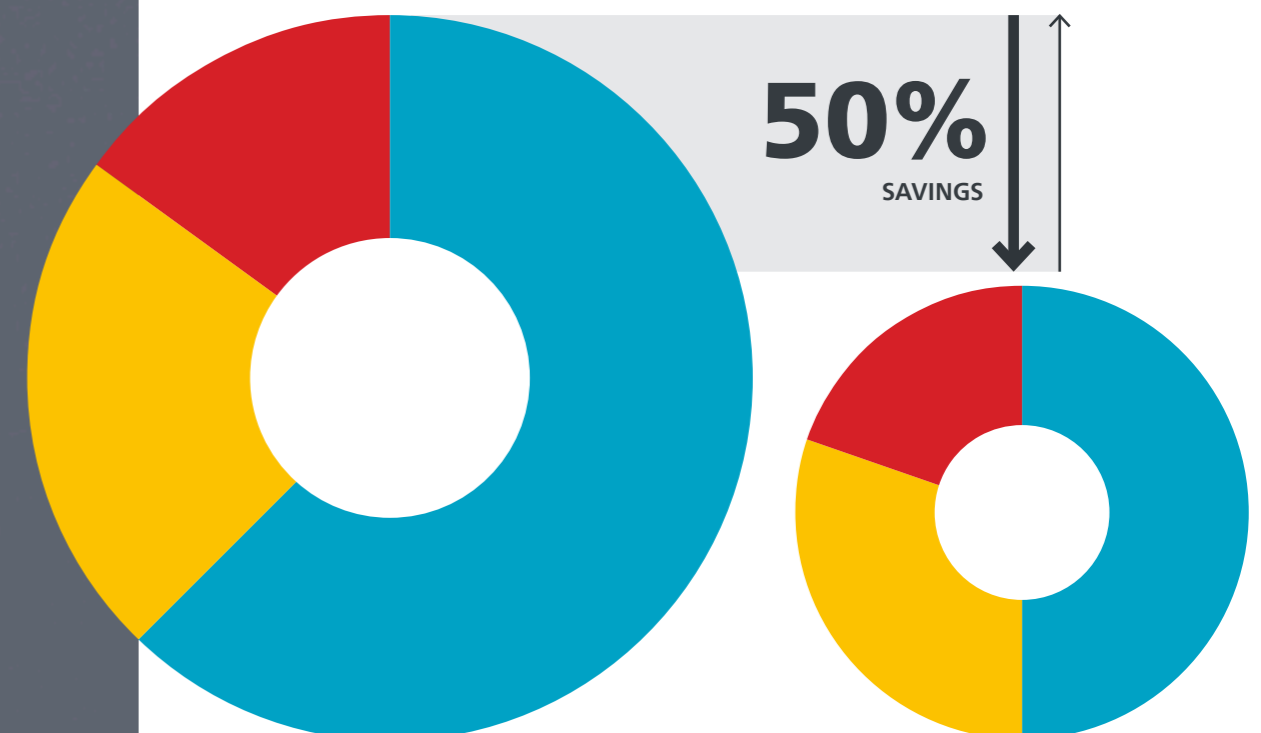
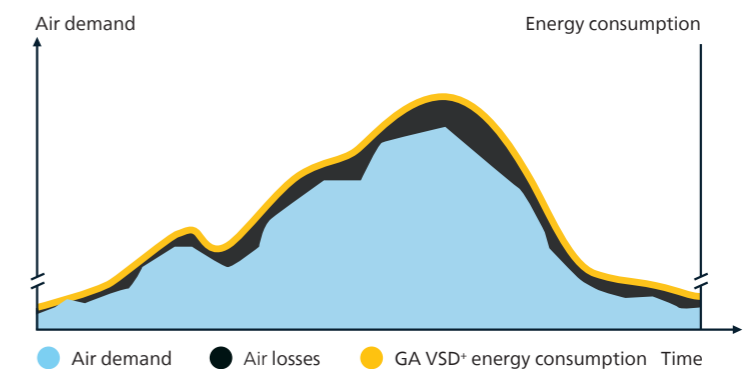
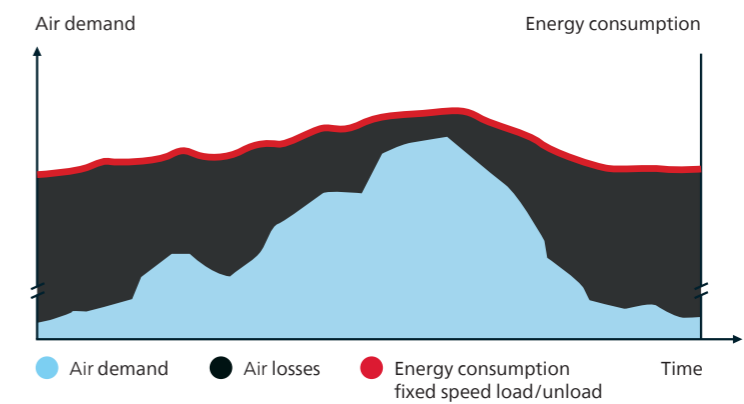
VSD+ for 50% average energy savings*

Atlas Copco's GA Variable Speed Drive+ (VSD+) technology closely matches the air demand by automatically adjusting the motor speed. Combined with the innovative design of the iPM (Permanent Magnet) motor, this results in average energy savings of 50% and an average reduction of 37% in the lifecycle cost of a compressor.

Why Atlas Copco Variable Speed Drive+ technology?

- On average 50% energy savings with an extensive flow range (20-100%).
- Integrated Elektronikon® Touch controls the motor speed and high-efficiency frequency inverter.
- No wasted idling times or blow-off losses during operation.
- Compressor can start/stop under full system pressure without the need to unload.
- Eliminates peak current penalty during start-up.
- Minimizes system leakage due to a lower system pressure.
- EMC compliance to directives (2004/108/EG).

In almost every production environment, air demand fluctuates depending on different factors such as the time of the day, week or even month.



GA Fixed Speed

GA VSD+

Energy Investment Maintenance

* Compared to fixed speed compressors, based on measurement performed by an independent energy audit agency.

A step ahead in monitoring and controls

The next-generation Elektronikon® operating system offers a great variety of control and monitoring features that allow you to increase your compressor's efficiency and reliability. To maximize energy efficiency, the Elektronikon® controls the main drive motor and regulates system pressure within a predefined and narrow pressure band.



GA 15-26: Elektronikon® Swipe

- Improved ease of use: intuitive navigation system with clear pictograms and extra 4th LED indicator for service.
- Visualization through web browser using a simple Ethernet connection.
- Easy to upgrade.

Key features:

- Automatic restart after voltage failure.
- Delayed Second Stop function.
- Dual pressure set point.
- Built-in SMARTLINK online monitoring.
- Option to upgrade to the advanced Elektronikon® Touch controller

GA 11+30 & GA 15-37 VSD+: Advanced Elektronikon® Touch controller

- Improved user-friendliness: 4.3-inch high-definition color display with clear pictograms and service indicator.
- Internet-based compressor visualization using a simple Ethernet connection.
- Increased reliability: new, user-friendly, multilingual user interface.

Key features:

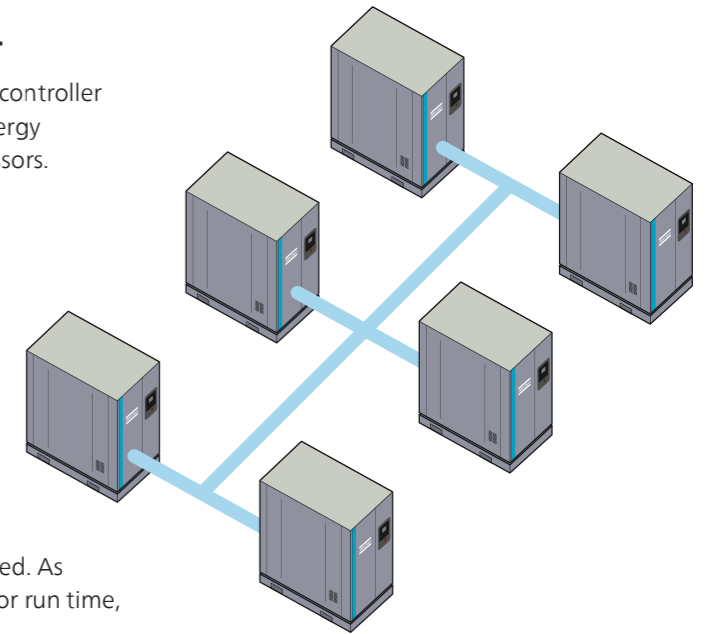
- Automatic restart after voltage failure.
- Built-in SMARTLINK online monitoring.
- Dual pressure set point.
- More flexibility: four different week schedules that can be programmed for a period of 10 consecutive weeks.
- On-screen Delayed Second Stop function and VSD savings indication.
- Graphical service plan indication.
- Remote control and connectivity functions.
- Software upgrade available to control up to 6 compressors by installing the optional integrated compressor controller.

Optional integrated compressor controller

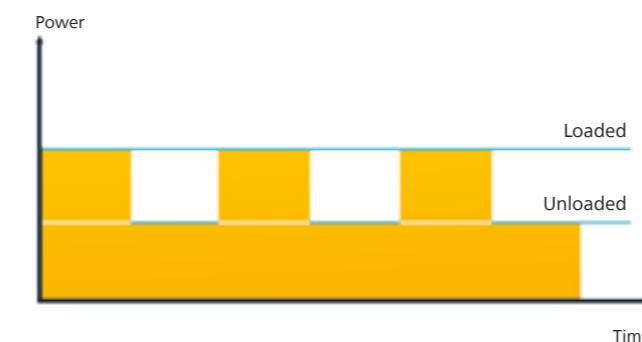
Install, with a simple license, the optional integrated compressor controller and get simple, central control to reduce system pressure and energy consumption in installations of 4 (EQ4i) or 6 (EQ6i) VSD+ compressors.

Dual pressure set point & delayed second stop

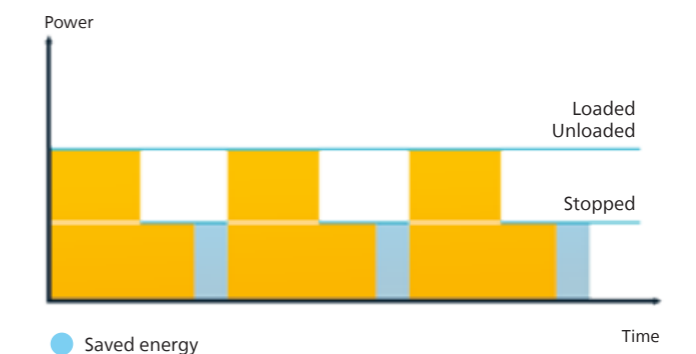
Most production processes create fluctuating levels of demand which, in turn, can create energy waste in low use periods. Using either an Elektronikon® Swipe or Touch controller, you can manually or automatically create two different system pressure bands to optimize energy use and reduce costs at low use times. In addition, the sophisticated Delayed Second Stop (DSS) runs the drive motor only when needed. As the desired system pressure remains steady at minimal drive motor run time, energy consumption is kept at a minimum.



Without DSS

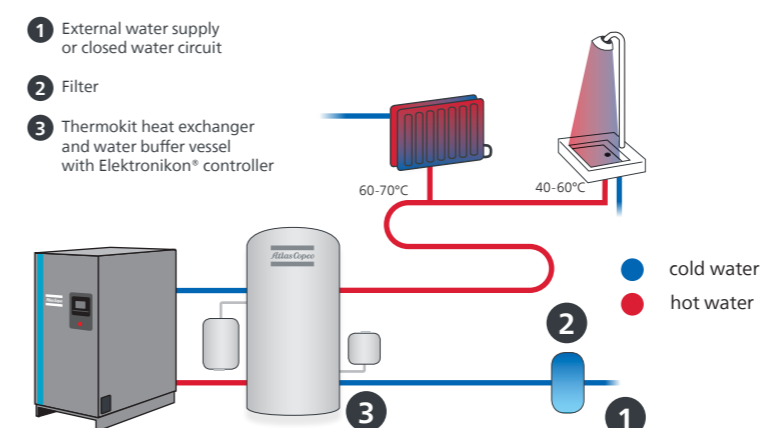


With DSS



Recover and save energy

As much as 90% of the electrical energy used by a compressed air solution is converted into heat. Using Atlas Copco's integrated energy recovery systems, it is feasible to recover up to ≈ 75% of that power input as hot air or hot water without any adverse influence on the compressor's performance. Through efficient usage of the recovered energy, you generate important energy cost savings and a high return on investment.

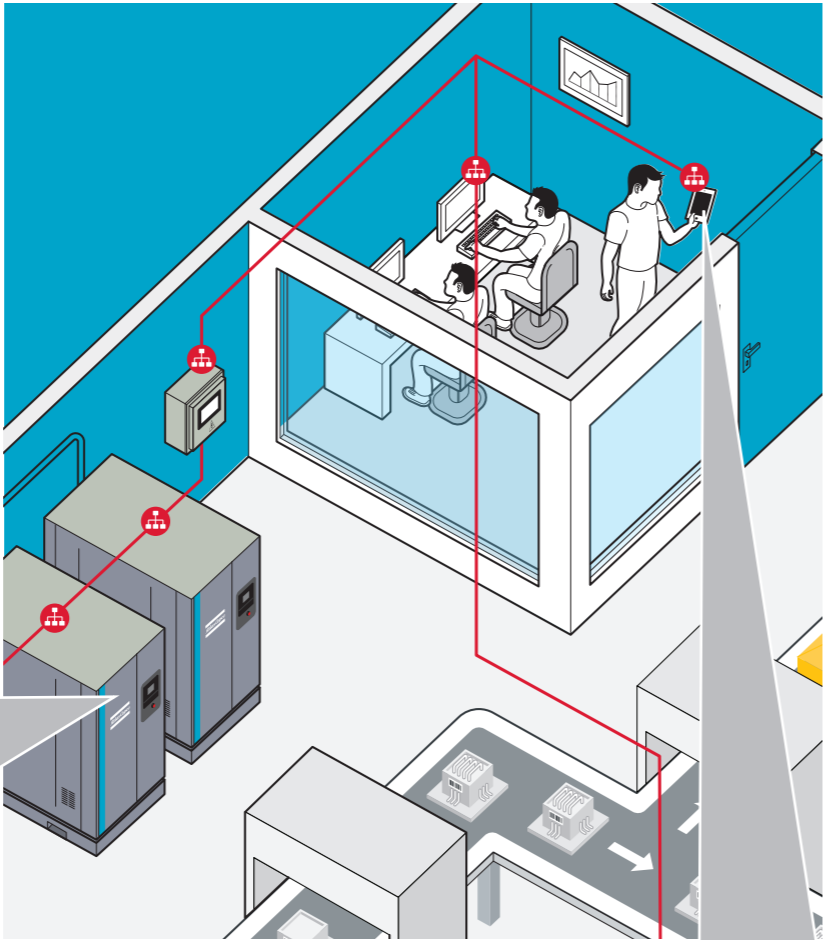


Applications

- Auxiliary or main heating of warehouses, workshops...
- Industrial process heating.
- Water heating for laundries, industrial cleaning and sanitary facilities.
- Canteens and large kitchens.
- Food industry.
- Chemical and pharmaceutical industries.
- Drying processes.

Ready for Industry 4.0

Do you operate a smart factory or Industry 4.0 production environment? Atlas Copco's GA, GA+, and GA VSD+ compressors will fit right in. Their advanced monitoring, control and connectivity features allow you to optimize performance and efficiency.



CONTROL

The Elektronikon® operating system gives you numerous control and monitoring options to optimize compressor performance.

Always at your service

Atlas Copco is a truly global organization with support available in more than 160 countries. As a result, one of our 4850 field service engineers is never far away. We pride ourselves on the swift assistance that keeps your Atlas Copco compressed air system performing reliably and efficiently.

Service plan

Our service plans keep your Atlas Copco compressed air system in excellent shape.

Stand-by solutions

Atlas Copco help is available 24/7. We keep spare parts in stock so you are up and running again as quickly as possible.

Rental

Our specialty rental services meet your temporary compressed air needs. With Customer Centers strategically located around the globe, Atlas Copco Rental can provide a solution for virtually any application.

CONNECT SMARTLINK*: Data Monitoring Program

- Remote monitoring system that helps you optimize your compressed air system and save energy and costs.
- Provides a complete insight in your compressed air network.
- Anticipates potential problems by warning you up-front.

* Please contact your local sales representative for more information.

Excellence in quality air

Untreated compressed air contains moisture, aerosols and dirt particles that can damage your air system and contaminate your end product. The resulting maintenance costs can far exceed air treatment costs. GA compressors provide the clean, dry air that improves your system's reliability, avoiding costly downtime and production delays, and safeguarding the quality of your products.

Integrated purity

Many Atlas Copco compressors (Full Feature option) come with an integrated dryer that efficiently removes moisture, aerosols and dirt particles to protect your investment. This quality air expands the life of your equipment, increasing efficiency and ensuring quality of your final product.

Main benefits of the new, integrated dryer solutions

- Thanks to the Saver Cycle and its extra ambient sensor, the dryer will shut down when a normal dewpoint is reached, allowing 2/3 of the dryer's power to be recuperated (standard on GA VSD+, optional for GA+).
- Available in several variants, allowing you to gain high-quality air in all ambient conditions.
- The heat exchanger with integrated water separator minimizes the energy required to reach a certain air quality.
- Pressure dewpoint at 3°C/37°F on GA+ and GA VSD+ (100% relative humidity at 20°C/68°F, 5°C/41°F on GA).
- The dryer's global warming potential has been reduced by 44% on average. This not only results from the refrigerant's environmentally-friendly characteristics, but also from the smaller volume that is needed (valid for both GA+ and GA VSD+).
- Can be outfitted with optional UD+ filters to obtain the exact air quality you need.



	ISO QUALITY CLASS*	DIRT PARTICLE SIZE	WATER PRESSURE DEWPOINT GA**	WATER PRESSURE DEWPOINT GA***	OIL CONCENTRATION
Pack unit	3.-4	3 microns	-	-	3 ppm
Full Feature unit	3.4.4	3 microns	+5°C/41°F	+3°C/37°F	3 ppm
Full Feature unit with Class 2 integrated filter	2.4.2	1 micron	+5°C/41°F	+3°C/37°F	0.1 ppm
Full Feature unit with Class 1 integrated filter	1.4.1	0.01 microns	+3°C/37°F	+3°C/37°F	0.01 ppm

* The table values are maximum limits according to the respective ISO quality class.
** Water pressure dewpoint based on 100% RH at 20°C/68°F.

Tailored to your needs

Some applications may need or may benefit from additional options, more refined control or air treatment systems. To meet these needs, Atlas Copco has developed options and easily integrated compatible equipment providing the lowest cost compressed air.

	G 15-22	GA 15-26	GA 11+~30	GA 15-37 VSD+
Integrated filter (DD+ or UD+)	•	•	•	•
Dryer bypass	-	•	•	•
Gear/Direct Driven	-	✓	✓	✓
Electronic Water Drains (EWD) on coolers	•	•	✓	✓
Air receiver drain EWD	•	•	N/A	N/A
Motor space heater + thermistors	-	•	•	-
Phase sequence relay	-	✓	✓	✓
Tropical thermostat	•	•	•	•
Freeze protection	-	•	•	-
Heavy duty air inlet filter	-	•	•	•
Fan Saver Cycle	-	•	•	•
Compressor inlet pre-filter	-	•	•	•
Wooden package	•	•	•	•
Rain protection	-	-	•	-
Lifting device	-	-	•	-
Nema 4 & Nema 4X cubicle	-	-	•	-
Central control license 4 (EQ4i) or 6 (EQ6i) machines	-	•	•	•
Elektronikon® Touch*	-	•	✓	✓
FoodGrade oil	•	•	•	•
Roto Synthetic Xtend oil	•	•	•	•
Energy recovery	-	•	•	•
Modulating control	-	-	•	-
Main power isolator switch	-	•	•	•
High ambient temperature versions (55°C/131°F for pack, 50°C/122°F for FF)	-	-	•	N/A
Dryer Save Cycle	-	-	•	•
Performance certificates	•	•	•	•

* Except on GA 30.

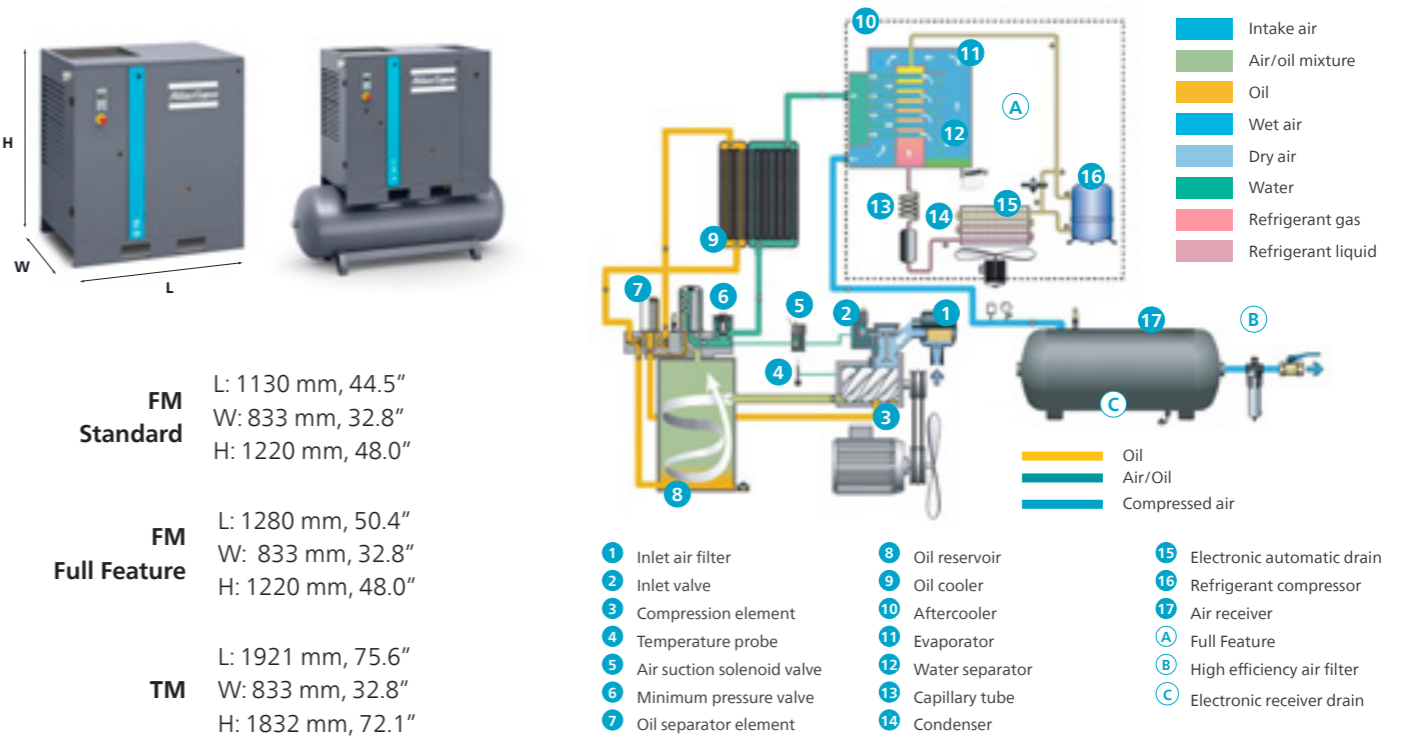
✓ : Standard • : Optional -: Not available

Technical specifications G 15-22

Compressor type		Max. working pressure				Capacity FAD*			Installed motor power		Noise level**	Weight***			
		Work Place		WorkPlace Full Feature								FM	FM FF	TM	TM FF
		bar(e)	psig	bar(e)	psig	l/s	m³/hr	cfm	kW	hp	dB(A)	kg	kg	kg	kg
50 Hz version															
G 15	7.5	7.5	108.8	7.3	105	32.4	116.7	68.7	15	20	67	205	268	270	340
	10	10	145.0	9.8	141	29.1	104.8	61.7	15	20	67	205	268	270	340
	13	13	188.5	12.8	185	22.8	82.1	48.3	15	20	67	205	268	270	340
G 15L****	7.5	7.5	108.8	7.3	105	42.5	153.0	90.1	15	20	67	313	371	493	537
	10	10	145.0	9.8	141	38.5	138.6	81.6	15	20	67	313	371	493	537
	13	13	188.5	12.8	185	31.2	112.3	66.1	15	20	67	313	371	493	537
G 18	7.5	7.5	108.8	7.3	105	52.1	187.6	110.4	18	25	69	328	392	508	545
	10	10	145.0	9.8	141	45.1	162.4	95.6	18	25	69	328	392	508	545
	13	13	188.5	12.8	185	38.5	138.6	81.6	18	25	69	328	392	508	545
G 22	7.5	7.5	108.8	7.3	105	62.0	223.2	131.4	22	30	70	344	408	524	561
	10	10	145.0	9.8	141	54.1	194.7	114.5	22	30	70	344	408	524	561
	13	13	188.5	12.8	185	46.4	167.1	98.3	22	30	70	344	408	524	561
60 Hz version															
G 15	100	7.4	107	7.2	104	33.1	119.3	70.2	15	20	68	205	268	270	340
	125	9.1	132	8.9	129	29.6	106.7	62.8	15	20	68	205	268	270	340
	150	10.8	157	10.6	154	27.3	98.4	57.9	15	20	68	205	268	270	340
	175	12.6	182	12.3	178	23.1	83.3	49.9	15	20	68	205	268	270	340
G 15L****	100	7.4	107	7.2	104	44.0	158.4	93.2	15	20	67	313	371	493	537
	125	9.1	132	8.9	129	38.8	139.7	82.2	15	20	67	313	371	493	537
	150	10.8	157	10.6	154	37.0	133.2	78.4	15	20	67	313	371	493	537
	175	12.6	182	12.3	178	32.7	117.7	69.3	15	20	67	313	371	493	537
G 18	100	7.4	107	7.2	104	51.8	186.5	109.8	18	25	69	328	392	508	545
	125	9.1	132	8.9	129	46.9	168.8	99.4	18	25	69	328	392	508	545
	150	10.8	157	10.6	154	43.3	155.9	91.7	18	25	69	328	392	508	545
	175	12.6	182	12.3	178	39.9	143.6	84.5	18	25	69	328	392	508	545
G 22	100	7.4	107	7.2	104	60.5	217.8	128.2	22	30	70	344	408	524	561
	125	9.1	132	8.9	129	53.7	193.3	113.8	22	30	70	344	408	524	561
	150	10.8	157	10.6	154	48.6	175.0	103.0	22	30	70	344	408	524	561
	175	12.6	182	12.3	178	46.0	165.6	97.5	22	30	70	344	408	524	561

* Unit performance measured according to ISO 1217 ed. 4 2009, annex C, latest edition.
** Mean noise level measured at a distance of 1 m according to ISO 2151: 2004 using ISO 9614/2 (sound intensity method); tolerance 3 dB(A).
*** **FM**: Floor-mounted, **FM FF**: Floor-mounted Full Feature, **TM**: Tank-mounted, **TM FF**: Tank-mounted Full Feature.
**** **L** = larger drivetrain. This model is part of a different series with different specifications and additional benefits: more energy savings, higher FAD, and a lower noise level.

Reference conditions: FAD is measured at the following Maximum working pressure:
• Absolute inlet pressure 1 bar (14.5 psi). effective working pressures: 13 bar(e) (188 psig)
• Intake air temperature 20°C/68°F. 7 bar(e), 9.5 bar(e), 12.5 bar(e)



Technical specifications GA 15-26


Compressor type		Max. working pressure				Capacity FAD*			Installed motor power		Noise level**	Weight (kg)***			
		Work Place		WorkPlace Full Feature								FM	FM FF	TM	TM FF
		bar(e)	psig	bar(e)	psig	l/s	m³/hr	cfm	kW	hp	dB(A)				
50 Hz version															
GA 15	7.5	7.5	108.8	7.3	105	46.9	168.8	99.4	15	20	67	455	529	645	718
	8.5	8.5	123.3	8.3	120	43.5	156.6	92.2	15	20	67	455	529	645	718
	10	10	145.0	9.8	141	39.3	141.5	83.3	15	20	67	455	529	645	718
	13	13	188.5	12.8	185	33.3	119.9	70.6	15	20	67	455	529	645	718
GA 18	7.5	7.5	108.8	7.3	105	59.6	214.6	126.3	18	25	68	464	559	654	749
	8.5	8.5	123.3	8.3	120	57.0	205.2	120.8	18	25	68	464	559	654	749
	10	10	145.0	9.8	141	49.5	178.5	105.0	18	25	68	464	559	654	749
	13	13	188.5	12.8	185	40.0	144.0	84.8	18	25	68	464	559	654	749
GA 22	7.5	7.5	108.8	7.3	105	65.6	236.2	139.0	22	30	69	480	575	670	765
	8.5	8.5	123.3	8.3	120	63.3	227.9	134.1	22	30	69	480	575	670	765
	10	10	145.0	9.8	141	55.3	199.1	117.2	22	30	69	480	575	670	765
	13	13	188.5	12.8	185	49.3	177.5	104.5	22	30	69	480	575	670	765
GA 26	7.5	7.5	108.8	7.3	105	72.5	260.9	153.6	26	35	70.2	490	585	680	775
	8.5	8.5	123.3	8.3	120	66.6	239.7	141.1	26	35	70.2	490	585	680	775
	10	10	145.0	9.8	141	64.3	231.4	136.2	26	35	70.2	490	585	680	775
	13	13	188.5	12.8	185	56.6	203.9	120.0	26	35	70.2	490	585	680	775
60 Hz version															
GA 15	100	7.4	107.0	7.1	103	47.6	171.4	100.9	15	20	67	455	529	645	718
	125	9.1	132.0	8.9	128	43.3	155.9	91.7	15	20	67	455	529	645	718
	150	10.8	157.0	10.6	153	40.0	144.0	84.8	15	20	67	455	529	645	718
	175	12.6	182.0	12.3	178	33.5	120.6	71.0	15	20	67	455	529	645	718
GA 18	100	7.4	107.0	7.1	103	60.3	217.1	127.8	18	25	68	464	559	654	749
	125	9.1	132.0	8.9	128	57.7	207.7	122.3	18	25	68	464	559	654	749
	150	10.8	157.0	10.6	153	49.5	178.2	104.9	18	25	68	464	559	654	749
	175	12.6	182.0	12.3	178	39.4	141.8	83.5	18	25	68	464	559	654	749
GA 22	100	7.4	107.0	7.1	103	67.2	241.9	142.4	22	30	69	480	575	670	765
	125	9.1	132.0	8.9	128	63.2	227.5	133.9	22	30	69	480	575	670	765
	150	10.8	157.0	10.6	153	60.2	216.7	127.6	22	30	69	480	575	670	765
	175	12.6	182.0	12.3	178	49.9	179.6	105.7	22	30	69	480	575	670	765
GA 26	100	7.4	107.0	7.1	103	69.1	248.8	146.4	26	35	70.3	490	585	680	775
	125	9.1	132.0	8.9	128	66.5	239.4	140.9	26	35	70.3	490	585	680	775
	150	10.8	157.0	10.6	153	63.7	229.3	135.0	26	35	70.3	490	585	680	775
	175	12.6	182.0	12.3	178	56.6	203.8	119.9	26	35	70.3	490	585	680	775

* Unit performance measured according to ISO 1217 ed. 4 2009, annex C, latest edition.
** Mean noise level measured at a distance of 1 m according to ISO 2151: 2004 using ISO 9614/2 (sound intensity method); tolerance 3 dB(A).
*** **FM**: Floor-mounted, **FM FF**: Floor-mounted Full Feature, **TM**: Tank-mounted, **TM FF**: Tank-mounted Full Feature.

Reference conditions:
• Absolute inlet pressure 1 bar (14.5 psi).
• Intake air temperature 20°C/68°F.

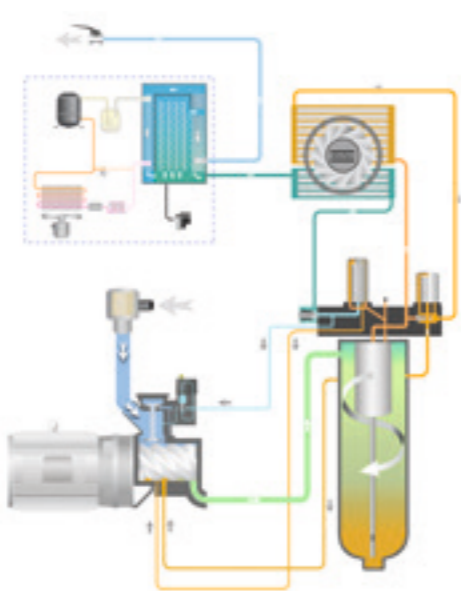
FAD is measured at the following effective working pressures:
7 bar(e), 8 bar(e), 9.5 bar(e), 12.5 bar(e)

Maximum working pressure:
13 bar(e) (188 psig)



Standard H TM: 1832 mm, 72"
H FM: 1220 mm, 48"
L TM: 1904 mm, 74"
L FM: 1280 mm, 50"
W: 833 mm, 33"

Full Feature H TM: 1832 mm, 72"
H FM: 1220 mm, 48"
L TM: 1904 mm, 74"
L FM: 1775 mm, 69"
W: 833 mm, 33"



- Intake air
- Air/oil mixture
- Oil
- Wet compressed air
- Condensate
- Dry air
- Gaseous coolant
- Liquid coolant
- Compressed air without free water
- Dry compressed air
- Water
- Refrigerant gas/liquid mixture
- High pressure, hot refrigerant gas
- Low pressure, cool refrigerant gas
- High pressure refrigerant liquid
- Low pressure refrigerant liquid

Technical specifications GA 15-37 VSD+

Compressor type	Max. working pressure		Capacity FAD* min-max			Installed motor power		Noise level**	Weight (kg)	
	WorkPlace								WorkPlace	WorkPlace Full Feature
	bar(e)	psig	l/s	m³/h	cfm	kW	hp	dB(A)		
GA 15 VSD+	5.5	80	7.2-42.3	25.9-152.3	15.2-89.6	15	20	64	199	288
	7	102	7.1-41.8	25.6-150.5	15.0-88.6	15	20	64	199	288
	9.5	138	6.8-35.5	24.5-127.8	14.4-75.2	15	20	64	199	288
	12.5	181	7.3-27.9	26.3-100.4	15.5-59.1	15	20	64	199	288
GA 18 VSD+	4	58	15.1-63.9	54.4-230.0	32.0-135.4	18	25	67	367	480
	7	102	14.9-62.5	53.6-225.0	31.6-132.4	18	25	67	367	480
	9.5	138	17.1-53.6	61.6-193.0	36.2-113.6	18	25	67	367	480
	12.5	181	16.4-43.5	59.0-156.6	34.7-92.2	18	25	67	367	480
GA 22 VSD+	4	58	15.3-76.9	55.1-276.8	32.4-162.9	22	30	67	363	485
	7	102	15.0-75.1	54.0-270.4	31.8-159.1	22	30	67	363	485
	9.5	138	17.3-65.2	62.3-234.7	36.7-138.2	22	30	67	363	485
	12.5	181	17.1-54.1	61.6-194.8	36.2-114.6	22	30	67	363	485
GA 26 VSD+	4	58	14.9-86.3	53.6-310.7	31.6-182.9	26	35	67	373	490
	7	102	14.5-85.5	52.2-307.8	30.7-181.2	26	35	67	373	490
	9.5	138	17.0-78.4	61.2-282.2	36.0-166.1	26	35	67	373	490
	12.5	181	16.4-64.5	59.0-232.2	34.7-136.7	26	35	67	373	490
GA 30 VSD+	4	58	15.1-98.0	54.4-352.8	32.0-207.7	30	40	67	376	500
	7	102	15.0-97.4	54.0-350.6	31.8-206.4	30	40	67	376	500
	9.5	138	17.1-85.6	61.6-308.2	36.2-181.4	30	40	67	376	500
	12.5	181	16.7-72.0	60.1-259.2	35.4-152.6	30	40	67	376	500
GA 37 VSD+	4	58	15.3-116.5	55.1-419.4	32.4-246.8	37	50	67	376	500
	7	102	14.8-115.0	53.3-414.0	31.4-243.7	37	50	67	376	500
	9.5	138	17.1-102.3	61.6-368.3	36.2-216.8	37	50	67	376	500
	12.5	181	16.4-86.7	59.0-312.1	34.7-183.7	37	50	67	376	500
GA 37L VSD***	4	58	25.9-131.5	93.2-473.4	54.9-278.6	37	50	67	860	1060
	7	102	25.8-130.4	92.9-469.4	54.7-276.3	37	50	67	860	1060
	9.5	138	24.8-115.0	89.3-414.0	52.5-243.7	37	50	67	860	1060
	12.5	181	38.2-98.0	137.5-352.8	80.9-207.7	37	50	67	860	1060

* Unit performance measured according to ISO 1217 ed. 4 2009, annex E, latest edition.
** Mean noise level measured at a distance of 1 m according to ISO 2151: 2004 using ISO 9614/2 (sound intensity method); tolerance 3 dB(A).
*** **L = larger drivetrain. This model is part of a different series with different specifications and additional benefits: more energy savings, higher FAD, and a lower noise level.**

Reference conditions:
• Absolute inlet pressure 1 bar (14.5 psi).
• Intake air temperature 20°C/68°F.

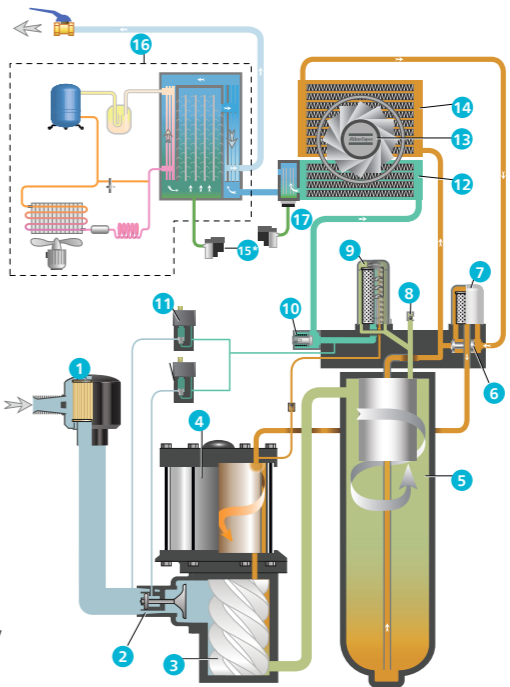
FAD is measured at the following effective working pressures:
5.5 bar(e), 7 bar(e), 9.5 bar(e), 12.5 bar(e)

Maximum working pressure:
13 bar(e) (188 psig)



GA 15 VSD+ (Standard/ Full Feature) H: 1420 mm, 56"
L: 630 mm, 25"
W: 610/985 mm, 24/39"

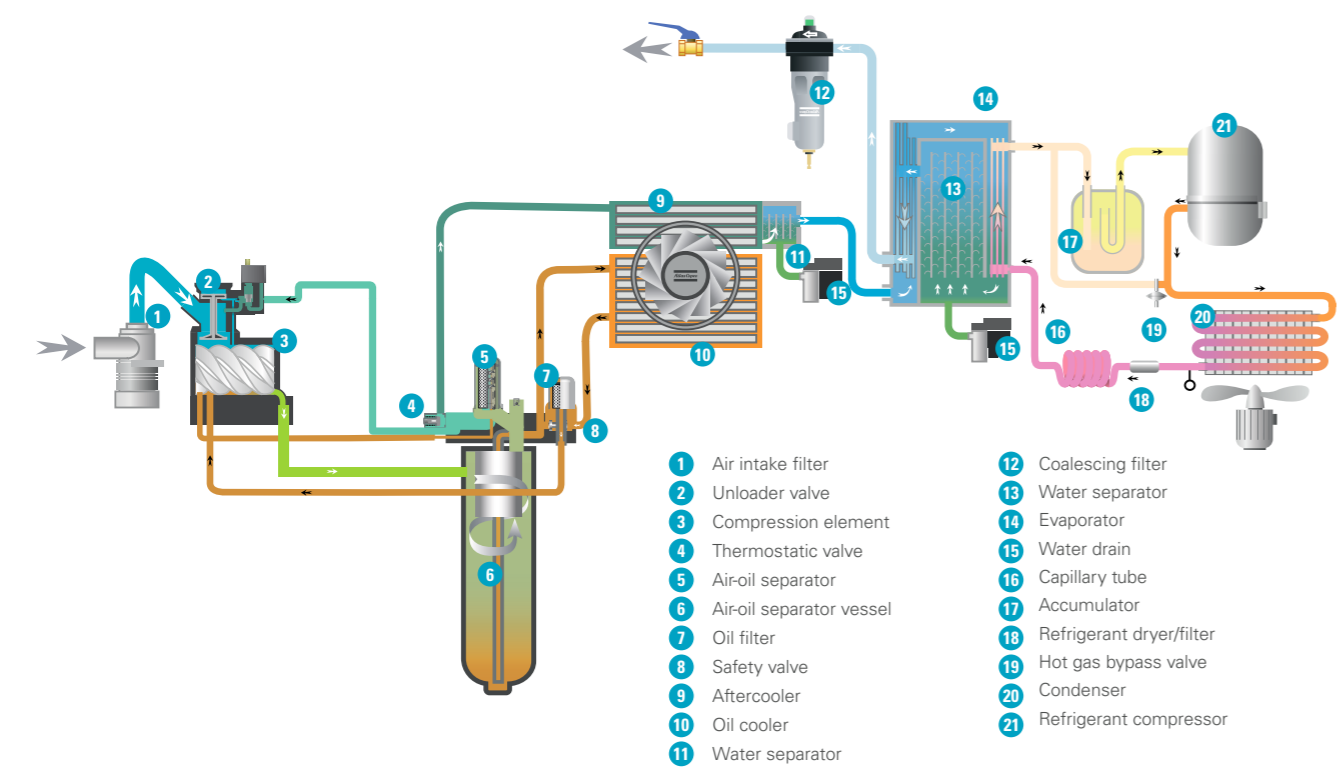
GA 18-37 VSD+ (Standard/ Full Feature) H: 1590 mm, 63"
L: 780 mm, 31"
W: 811/1273 mm, 32/50"



- Wet compressed air
- Condensate
- Dry compressed air
- Intake air
- Air/oil mixture
- Oil
- 1 Inlet filter
- 2 Sentinel valve
- 3 Screw element
- 4 Interior permanent magnet motor (iPM)
- 5 Air/oil vessel
- 6 Thermostatic bypass valve
- 7 Oil filter
- 8 Safety valve
- 9 Oil separator
- 10 Minimum pressure valve
- 11 Solenoid valve
- 12 After-cooler
- 13 Fan
- 14 Oil-cooler
- 15 Electronic drain (* mounted on after-cooler on models without dryer)
- 16 Dryer (Full Feature option)
- 17 Condensation prevention cycle

Technical specifications
GA 11+-30 (50 Hz version)

Compressor type		Max. working pressure				Capacity FAD*			Installed motor power		Noise level**	Weight	
		WorkPlace		WorkPlace Full Feature								WorkPlace	WorkPlace Full Feature
		bar(e)	psig	bar(e)	psig	l/s	m³/hr	cfm	kW	hp	dB(A)		
GA 11+	7.5	7.5	109	7.3	105	37.2	133.9	78.8	11	15	68	411	451
	8.5	8.5	116	8.3	120	35.7	128.5	75.6	11	15	68	411	451
	10	10	145	9.8	141	32.3	116.3	68.4	11	15	68	411	451
	13	13	189	12.8	185	26.7	96.1	56.6	11	15	68	411	451
GA 15+	7.5	7.5	109	7.3	105	51.7	186.1	109.5	15	20	69	427	483
	8.5	8.5	116	8.3	120	46.1	166.0	97.7	15	20	69	427	483
	10	10	145	9.8	141	41.1	148.0	87.1	15	20	69	427	467
	13	13	189	12.8	185	36.9	132.8	78.2	15	20	69	427	467
GA 18+	7.5	7.5	109	7.3	105	62.6	225.4	132.6	18.5	25	69	428	484
	8.5	8.5	116	8.3	120	58.2	209.5	123.3	18.5	25	69	428	484
	10	10	145	9.8	141	51.3	184.7	108.7	18.5	25	69	428	484
	13	13	189	12.8	185	45.8	164.9	97.0	18.5	25	69	428	484
GA 22+	7.5	7.5	109	7.3	105	72.6	261.4	153.8	22	30	67	487	545
	8.5	8.5	116	8.3	120	69.7	250.9	147.7	22	30	67	487	545
	10	10	145	9.8	141	62.6	225.4	132.6	22	30	67	487	545
	13	13	189	12.8	185	55.1	198.4	116.8	22	30	67	487	545
GA 26+	7.5	7.5	109	7.3	105	87.2	313.9	184.8	26	35	68	490	548
	8.5	8.5	116	8.3	120	83.7	301.3	177.4	26	35	68	490	548
	10	10	145	9.8	141	76.5	275.4	162.1	26	35	68	490	545
	13	13	189	12.8	185	66.2	238.3	140.3	26	35	68	490	545
GA 30	7.5	7.5	109	7.3	105	94.0	338.4	199.2	30	40	70	509	567
	8.5	8.5	116	8.3	120	93.1	335.2	197.3	30	40	70	509	567
	10	10	145	9.8	141	86.4	311.0	183.1	30	40	70	509	567
	13	13	189	12.8	185	77.0	277.2	163.2	30	40	70	509	567



Technical specifications
GA 11+-30 (60 Hz version)

Compressor type		Max. working pressure				Capacity FAD*			Installed motor power		Noise level**	Weight	
		WorkPlace		WorkPlace Full Feature								WorkPlace kg	WorkPlace Full Feature kg
		bar(e)	psig	bar(e)	psig	l/s	m³/hr	cfm	kW	hp	dB(A)		
GA 11+	100	7.4	107	7.2	104	39.4	141.8	83.5	11	15	68	411	451
	125	9.1	132	8.9	128	34.3	123.5	72.7	11	15	68	411	451
	150	10.8	157	10.6	153	30.4	109.4	64.4	11	15	68	411	451
	175	12.6	183	12.3	179	26.1	94.0	55.3	11	15	68	411	451
GA 15+	100	7.4	107	7.2	104	51.9	186.8	110.0	15	20	69	427	483
	125	9.1	132	8.9	128	46.1	166.0	97.7	15	20	69	427	483
	150	10.8	157	10.6	153	40.5	145.8	85.8	15	20	69	427	467
	175	12.6	183	12.3	179	36.0	129.6	76.3	15	20	69	427	467
GA 18+	100	7.4	107	7.2	104	63.6	229.0	134.8	18.5	25	69	428	484
	125	9.1	132	8.9	128	56.6	203.8	119.9	18.5	25	69	428	484
	150	10.8	157	10.6	153	51.2	184.3	108.5	18.5	25	69	428	484
	175	12.6	183	12.3	179	45.3	163.1`	96.0	18.5	25	69	428	484
GA 22+	100	7.4	107	7.2	104	73.8	265.7	156.4	22	30	67	487	545
	125	9.1	132	8.9	128	69.2	249.1	146.6	22	30	67	487	545
	150	10.8	157	10.6	153	63.0	226.8	133.5	22	30	67	487	545
	175	12.6	183	12.3	179	58.1	209.2	123.1	22	30	67	487	545
GA 26+	100	7.4	107	7.2	104	85.3	307.1	180.7	26	35	68	490	548
	125	9.1	132	8.9	128	80.6	290.2	170.8	26	35	68	490	548
	150	10.8	157	10.6	153	72.7	261.7	154.0	26	35	68	490	545
	175	12.6	183	12.3	179	66.1	238.0	140.1	26	35	68	490	545
GA 30	100	7.4	107	7.2	104	93.8	337.7	198.8	30	40	70	509	567
	125	9.1	132	8.9	128	90.4	325.4	191.5	30	40	70	509	567
	150	10.8	157	10.6	153	83.7	301.3	177.4	30	40	70	509	567
	175	12.6	183	12.3	179	75.8	272.9	160.6	30	40	70	509	567

* Unit performance measured according to ISO 1217, Annex C, latest edition.
** Mean noise level measured according to ISO 2151/Pneuro/Cagi PN8NTC2 test code; tolerance 2 dB(A).

- Reference conditions:
- Absolute inlet pressure 1 bar (14.5 psi)
 - Intake air temperature 20°C, 68°F

- FAD is measured at the following working pressures:
- 7.5 bar versions at 7 bar
 - 8 bar versions at 8 bar
 - 10 bar versions at 9.5 bar
 - 13 bar versions at 12.5 bar

Pressure dewpoint of integrated refrigerant dryer of
GA 11+ - GA 15+ - GA 18+ - GA 22+ - GA 26+ - GA 30
at reference conditions 2°C to 3°C, 36°F to 37°F.

Dimensions





Atlas Copco

atlascopco.com

