

PG SERIES

High Productivity
and Reliability for
Drilling Operations

185-1500 cfm | 100-400 psi

ELGI[®]
Always Better.



PG SERIES

Efficient Air Compressors for Drilling Operations

Reliable compressed air solutions are vital for construction, mining, and oil and gas industries. Since drilling is both technically demanding and commercially challenging, compressors must meet critical requirements such as high-speed, reliability and economy during drilling operations.

The ELGi PG series portable air compressors are designed to meet these challenges and are utilised in diverse applications, including DTH drilling, oil and gas exploration, tunnelling, pigging, sandblasting, quarrying, piling, laying of fibre cables, road, and bridge construction.

Meeting Compressed Air Needs for Drilling Operations



Construction and Mining Applications



Blast Hole Drilling



Uranium Hole Blowing



Coal Mining



Marble Mining



Exploratory Drilling



Mining in Dead Sea



Crawler Drilling

APPLICATIONS	CFM	PSI
Jack Hammer Cleaning Pilling Pole Fixing Tunnelling Breaker Reveting Wire Saw Ld4	185 - 650 CFM	100 PSI
Sand Blasting Guniting Blasting Painting	300 - 750 CFM	100 - 150 PSI
Pigging Pipeline Laying Dewatering Mud Handling Cement Ash Transfer	300 - 650 CFM	200 PSI
3" - 4½" DTH Drilling For Pneumatic And Hydraulic Track and Wagon Drill	300 - 900 CFM	175 - 250 PSI
6½" DTH Drilling In Open Mines	550 - 1250 CFM	200 - 350 PSI
Cbm Drilling / Offshore Drilling / Oil / Gas Exploration Drilling	900 - 1100 CFM	350 PSI
Fibre Optical Cable Laying	400 CFM	175 PSI With After Cooler

**THE COMPRESSORS ARE AVAILABLE IN BOTH
DIESEL AND ELECTRIC POWERED VARIANTS.**

PG SERIES

Efficient Drilling Power for High Productivity




Features and Benefits



Energy Efficient η -V Profile Airend

The ELGi PG series comes with a unique rotary screw airend that saves energy. The η -V rotor profiles are designed to maximise energy efficiency and hence minimises energy expenses.



Durability and Protection Against Corrosion

The PG series compressor canopy is made of powder-coated industrial-grade steel. The cool-box design allows cool air to enter the rear of the compressor (in closed-door operations) and wash over internal components, to keep the internal temperature low and extend component life.




A Firm, Robust Trolley

The ELGi PG trolley mounted portable air compressors remain stable on rough terrain. While the overrun brakes ensure that the compressor is towed safely, the parking brakes (a standard feature in all models) ensures safe parking.



Maneuverable in Small Spaces

The ELGi PG series is compact and maneuverable in small spaces, making it capable of short radius turns in narrow spaces. The heavy-duty construction of the compressor substantially benefits the customer as it enables wobble-free movement on slopes.



Fuel-Efficient Compressors

The ELGi PG series portable diesel compressors are powered by reliable engines known globally and designed to provide the best fuel economy and low emissions in their class.



Increased Operational Life

The compressor is ideal for operations in dusty environments. The two-stage filtration system keeps dust out of the compressor and engine.



Air Supply Matched with Demand

Fuel consumption and operating costs are reduced thanks to the 0-100% stepless capacity control. The butterfly valve is regulated by air consumption demand to optimise compressor performance.




Effective Cooling

Aluminium oil coolers are used for better heat dissipation.



User-Friendly Control Panel

The intuitive control panel integrates all main instrument controls and monitoring systems. The operational condition of the system may be determined via the use of simple-to-use instruments and digital readouts. During abnormal circumstances, the digital panel displays warning and shutdown signals.



Easy Access for Maintenance and Service

Operators may swiftly and easily reach regular maintenance components, reducing service time. Service doors make it simple to access air filters and valves. The cam lock/swing door configuration on the service doors enables simple and fatigue-free regular maintenance.

ELECTRIC-POWERED PORTABLE COMPRESSORS



ELGi's PG Series compressors include alternative electric-powered compressors for environmentally conscious customers. Electric trolley compressors are ideal for work environments where electricity is readily available and work environments that require quiet and emission-free conditions.

The compressor has an electric system powered by a three-phase TEFC squirrel

cage motor with 'F' class insulation. The control panel is easy to use during operation and routine maintenance.

These compact units are suitable for standard pressure applications, including powering breakers and tools in marble, granite, and blue metal quarries, and more specialised applications such as sandblasting, pigging, drilling, and optical fiber blowing.



Technical Specifications

Model	FAD		Pressure		Engine	Dimensional Data (mm)			Weight Dry (kg)	
	m ³ /min	cfm	kgf/ m ²	psi g		Length		Width		Height ¹
Diesel Powered - Two Wheel Trolley Mounted Compressors						With Tow Bar	Without Tow Bar			
PG 185 - 100	5.2	185	7	100	V2403-M, Kubota	2910	1854	1490	1420	860
PG 300 - 100	8.5	300	7	100	4BT, 3.9 Cummins	3275	2315	1680	2055	1500
PG 330 - 100	9.34	330	7	100	W04D, Ashok Leyland	3275	2345	1680	1830	1550
PG 330 - 150	9.34	330	10.5	150	W04CT, Ashok Leyland	3275	2345	1680	1830	1550
PG 430 - 100	12.18	430	7	100	W04CT, Ashok Leyland	3275	2345	1680	1830	1550
PG 350 - 200	9.91	350	14.1	200	6BTA, Cummins	3970	3075	1860	2165	2110
PG 380 - 200	10.76	380	14.1	200	6BTA, Cummins	4275	3380	1860	2165	2340
PG 400 - 150	11.33	400	10.5	150	6BTA, Cummins	4275	3380	1860	2165	2340
PG 400 - 175	11.33	400	12.3	175	6BTA, Cummins	3970	3075	1860	2165	2100
PG 400 - 175 (with AC2)	11.33	400	12.3	175	6BTA, Cummins	3970	3075	1860	2165	2110
PG 450 - 150	12.74	450	10.5	150	6BTA, Cummins	3970	3075	1860	2165	2110
PG 600 - 100	16.99	600	7	100	6BTA, Cummins	4275	3380	1860	2165	2340
PG 450 - 200	13.11	450	14.1	200	W06DTI, Ashok Leyland	4220	3020	1865	2285	2525
PG 500 - 100/150	14.57	500	7.0/10.5	100/150	W06DTI, Ashok Leyland	4220	3020	1865	2285	2525
PG 500 - 175	14.57	500	12.3	175	W06DTI, Ashok Leyland	4220	3020	1865	2285	2525
PG 500 - 185	14.57	500	13	185	W06DTI, Ashok Leyland	4220	3020	1865	2285	2525
PG 575 - 225	16.26	575	15.8	225	W06DTI, Ashok Leyland	4220	3020	1865	2285	2491
PG 650 - 100	18.94	650	7	100	W06DTI, Ashok Leyland	4220	3020	1865	2285	2525
PG 550 - 200	15.57	550	14.1	200	W06DTI, Ashok Leyland	4220	3020	1865	2285	2525

Model	FAD		Pressure		Engine	Dimensional Data (mm)			Weight Dry (kg)	
	m ³ /min	cfm	kgf/cm ²	psi g		Length		Width		Height ¹
Diesel Powered - Four Wheel Trolley Mounted Compressors						With Tow Bar	Without Tow Bar			
PG 850-150S	24.07	850	10.5	150	TAD843VE-Tier 2, Volvo Penta	4900	3650	1700	2150	3500
PG 850-150S AC	24.07	850	10.5	150	TAD843VE-Tier 2, Volvo Penta	4900	3650	1700	2150	3650
PG 750 - 250	21.24	750	17.6	250	NTA855C (BC), Cummins	6090	4700	2350	3050	6000
PG 900 - 200	25.49	900	14.1	200	NTA855C (BC), Cummins	6090	4700	2350	3050	6000
PG 900 - 350	25.49	900	24.6	350	NTA855C (BC), Cummins	6090	4700	2350	3050	6000
PG 1100 - 300	31.15	1100	21.1	300	NTA855C (BC), Cummins	6090	4700	2350	3050	6000
PG 1200 Combo 350	33.98	1200	24.6	325/350	NTA855C (BC), Cummins	6160	4660	2130	2685	6000

Model	FAD		Pressure		Engine	Dimensional Data (mm)			Weight
	m ³ /min	cfm	kgf/cm ²	psi g		Length	Width	Height ¹	Dry (kg)
Diesel Powered - Skid Mounted Compressors									
PG 400S - 175 (with AC2)	11.33	400	12.3	175	6BTA, Cummins	3248	1540	2097	2300
PG 500S-175	14.16	500	12.3	175	W06DTI, Ashok Leyland	3020	1345	1865	2225
PG 550S-200	15.57	550	14.1	200	W06DTI, Ashok Leyland	3020	1345	1865	2225
PG 575S-225	16.26	575	15.8	225	W06DTI, Ashok Leyland	3020	1345	1865	2210
PG 900S-200	25.49	900	14.1	200	NTA 855BC, Cummins	4562	2287	2370	5200
PG 900S-350	25.49	900	24.6	350	NTA 855BC, Cummins	4562	2287	2370	5200
PG 900*	25.49	900	24-26	340-370	NTA 855BC, Cummins	3995	1600	1875	5050
PG 1000S-275	28.32	1000	19.3	275	NTA 855BC, Cummins	4562	2287	2370	5200
PG 1100S-300	31.15	1100	21.1	300	NTA 855BC, Cummins	4800	2200	1950	4990
PG 1100S-350	31.15	1100	24.6	350	KTA 1150C, Cummins	4200	2100	2690	7700
PG 1100*	31.14	1100	20.38-22.49	290-320	NTA 855BC, Cummins	3995	1600	1875	5050
PG 1200*	33.98	1200	22.49-24.60	320-350	NTA 855BC, Cummins	3995	1600	1875	5050
PG 1200S-330	33.98	1200	23.2	330	NTA 855BC, Cummins	4800	2200	1950	4990
PG 1200S Combo 350	33.98	1200	24.6	350	NTA 855BC, Cummins	4800	2200	1950	4990
PG 1250*	35.93	1250	23.19-25.30	330-360	NTA 855BC, Cummins	3995	1600	1875	5050
PG 1500S Combo 400	42.48	1500	28.1	400	KTTA 19C, Cummins	4750	2400	2550	6500

*Compressor will operate in the given pressure band as required by the application.

Model	FAD		Pressure (Max)		Motor (kW)	Dimensional Data (mm)			Weight
	50 Hz	m ³ /min	cfm	kgf/cm ²		psi g	Length	Width	Height ¹
Electric Powered - Trolley Mounted Compressors									
PG 22E - 7	3.57	126	8	116	22	2526	1393	1389	740
PG 37E - 7	6.74	238	8	116	37	3130	1660	1680	1270
PG 45E - 7	8.33	294	8	116	45	3130	1660	1680	1300
PG 45ES - 7 (skid)	8.33	294	8	116	45	2220	1325	1340	1200
PG 55E - 7	10.76	380	8	116	55	3320	1704	1877	2045
PG 55E - 9.5	9.2	325	10.5	152	55	3320	1704	1877	2045
PG 75E - 7	13.88	490	8	116	75	3320	1704	1877	2020
PG 75E - 9.5	11.64	418	10.5	152	75	3320	1704	1877	2020
PG 75E - 12.5	10.48	370	12.5	181	75	3320	1704	1877	2020
PG 90E - 12.5	11.86	419	13.5	196	90	3300	1770	1760	2300

Note: Due to continues engineering improvements, the technical specifications are subject to change without prior notice.

1. All dimensions are mentioned with silencer, 2. AC - After Cooler, 3. 'S' after pressure stands for Silenced Version

AFTER SALES AND SERVICE



Prompt and Quick Service Support

With over 350+ distributors and 1200+ service experts worldwide, ELGi ensures seamless operations for our customers.

Genuine ELGi parts prolong the life of the compressor and increase performance. Customers can easily obtain ELGi spare parts from the company's after-sales network that offers genuine customer care and excellent follow-up services.



**Reasons to Choose ELGi
Portable Air Compressors**

Best-In-Class Life Cycle Cost | Uptime Guaranteed |
ELGi Technical Edge | Reliability | Best-In-Class
Warranty | Global Service Network | Proven Results

ELGi

Always Better.

Elgi Equipments Limited is a global air compressor manufacturer with a broad line of innovative and technologically superior compressed air systems.

ELGi has consistently worked towards ensuring that its customers achieve their productivity goals while keeping the cost of ownership low. ELGi offers a complete range of compressed

air solutions from oil lubricated and oil free rotary screw compressors, oil lubricated and oil free reciprocating compressors and centrifugal compressors, to dryers, filters, and downstream accessories.

The company's portfolio of over 400 products has found wide application across industries.

60+

Years of Customer-Centric Innovation

2 Mn+

Installations Worldwide

120+

Countries and Counting



DEMING PRIZE
2019

ELGi is the first globally established industrial air compressor manufacturer to be awarded the Deming Prize for Excellence in Total Quality Management.

ELGI[®]
Always Better.

